


DARTMOUTH IN ONLY TWO DIMENSIONS

[HTTPS://SITES.DARTMOUTH.EDU/JACKO/](https://sites.dartmouth.edu/jacko/)

2D

NO. 1 | TIME ISN'T REAL



THE DARTMOUTH
JACK & LANTERN

On the Cover:
Jack O. Lantern '08 (as in 1908)
Hangover, New Hampshire
Photograph by Cam E. Ra

SEPTEMBER 2020 // TISSUE 01

01
Second Foot

02
The Location of Dartmouth

03
Academics at Dartmouth

04
Example Syllabus

06
Residential Life at
Dartmouth

08
Eating at Dartmouth

10
Athletics at Dartmouth

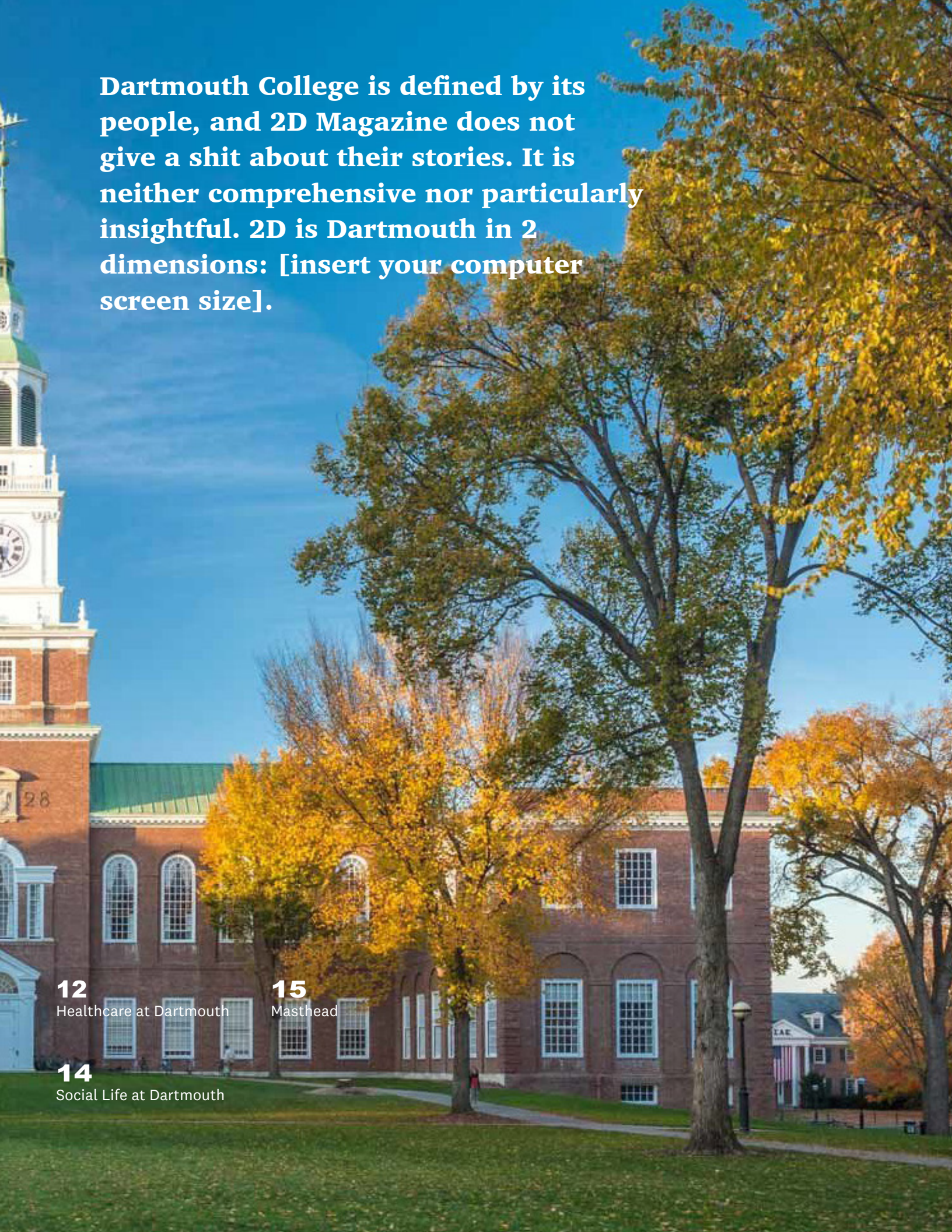
11
Extracurriculars at
Dartmouth

Dartmouth College is defined by its people, and 2D Magazine does not give a shit about their stories. It is neither comprehensive nor particularly insightful. 2D is Dartmouth in 2 dimensions: [insert your computer screen size].


12
Healthcare at Dartmouth

15
Masthead

14
Social Life at Dartmouth



// SECOND FOOT



But there's no doubt you're nervous, so to lower your fright,
We made you this guide (which took much time to write).
So study it well and you'll be on your way,
To make memories you'll look back on fondly one day!

It's okay If you're worried 'bout your first term at college,
Cuz you have time to absorb our old-people knowledge!
And while things will be strange; not what we or you
thought,
We're eager to meet you and the excitement you've brought.

You're here on this campus but what's there to do?
The rules many times have been detailed to you.
But still you may feel you're missing out on some fun,
Don't worry, remember your time's far from done.

This college experience might seem far from real,
Confined to your room, with your pre-packaged meal.
But though you're missing both friend-touch, and a clear
plastic knife,
Your e-friends right now, may become friends for life.

If your new path at Dartmouth, you're eager to chart,
This one little guide is a great place to start.
We claim we're equipped to guide you on through.
But at the end of the day your route's up to you.

So if you want to sit back, to laugh through the pain,
Or need something to read so you don't go insane.
Parse through our guide, and let it be known,
Whether on campus or off, you've found your way home.

Best wishes,

Jack-o-Lantern 20X Leadership

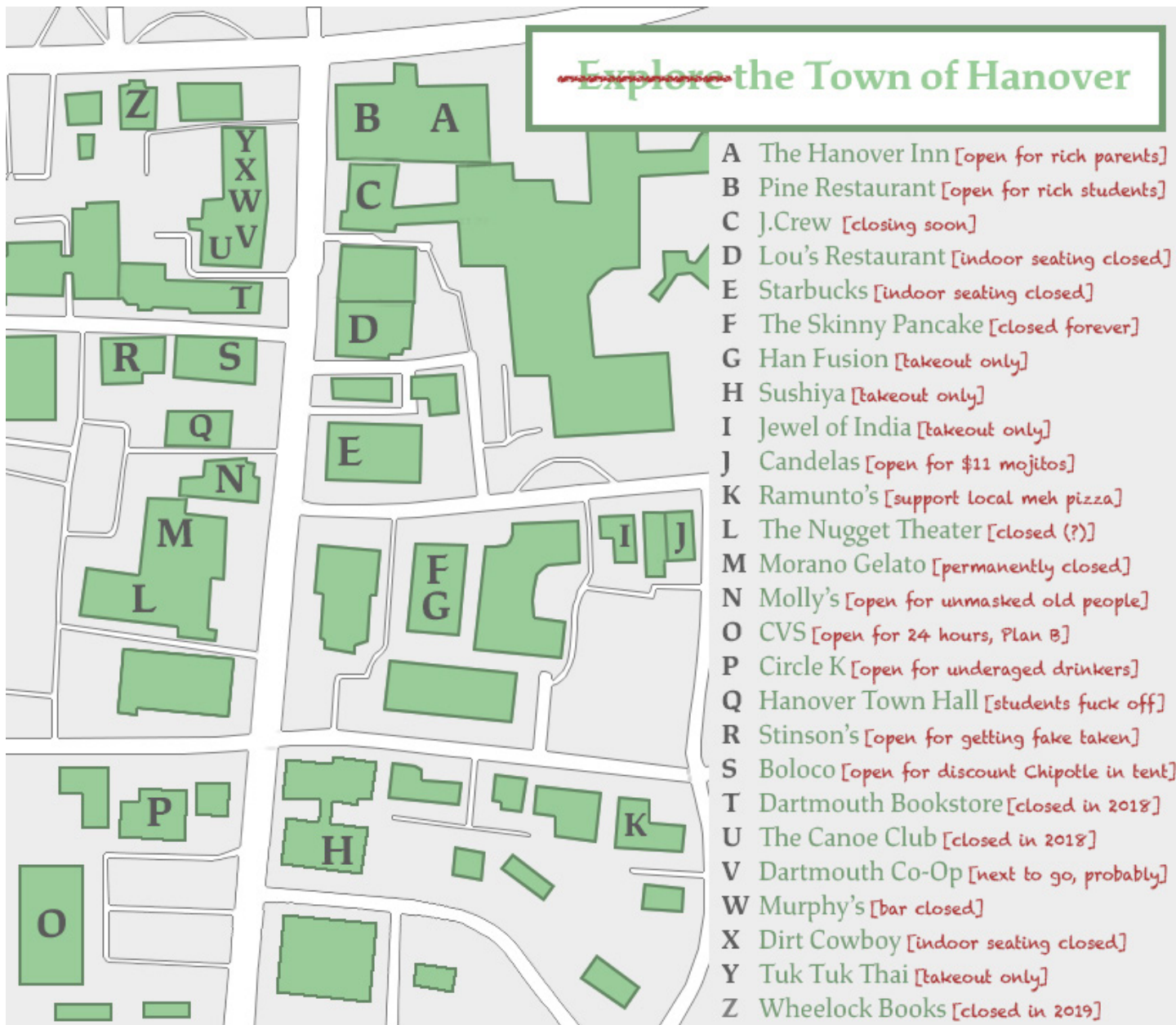
To the Class of 2024:

You found this here pamphlet to... read it for fun?
What a fucking nerd! Or... has quarantine boredom won?
But whatever the reason, thanks for perusing,
We hope that you find it valuable, yet amusing.

Welcome welcome, to your new home,
The land of granite is now yours to roam.
But actually wait — you're stuck in your room,
With classes and friendships found only on Zoom.

But while your experience will indeed be unique,
There's still much to explore and plenty to seek.
The coming four years are all yours to cash in,
You'll discover new hobbies, new people, new passions!

The Location of Dartmouth



Dartmouth's campus and the surrounding Upper Valley is a veritable paradise. No matter the season, Dartmouth students make use of our unique setting: kayaking on the Connecticut, hiking during peak foliage, eating fresh vegetables at the Organic Farm, hitting the slopes at the Skiway, having picnics on the Green, and much more. Unfortunately, this is no longer applicable to you, as the beauty of the Upper Valley is no longer yours to explore. Nope, not with this airborne virus situation. We, Dartmouth College, don't want you spreading your creepy germs all over the place, yucky. You will instead have the honor and gift of being permitted to marvel at the wonders of the inside of your dorm room, the inside of the bathroom in your dorm room, and (maybe) the inside of the library. What's that? You want fresh air? A nice walk to CVS never hurt anybody (we are unable to promise that you can go to CVS at this time).

Please note: If you decide to step foot off campus, the landmines buried along its perimeter will detonate, blasting you, your germs, and your misguided belief that you can have fun in college the fuck back to your garbage hometown.

Academics at Dartmouth

How to turn your professor yelling at their kid into an easy A

Does your first-year seminar professor yell at their son over Zoom? Annoying things like “Dammit Junior I’m teaching right now?” Or saying “excuse me for a sec,” and then pausing to mute his mic and yell at the kid, without realizing his video is still on? Well look no further! We know that verbal abuse is really not conducive to your learning environment, so here are our 3 great tips on how to turn that kid’s future therapy bills into your easy A!

Option 1: Change your Zoom background into the Child Protective Services logo!

We all know those people who change their background to the beach to show off their ~fun~ side. But what about your ~woke~ side? Changing your background to the CPS logo shows everyone that the well-being of every child is important to you, and shows your professor that you’re onto him. That is, until you get your A of course, wink wink.

Option 2: Share your Own Story!

Talk about your own experiences! Next time there’s a discussion, and you’re called on, try and squeeze in a little anecdote! Like maybe how growing up, your father wasn’t really around much, so you had to really raise your siblings on your own. And it’s always a shame whenever people who are too emotionally immature to have kids do so anyways. So what if it’s a chem seminar! The more honest the better! Once you adequately shame him, just sit back and watch that grade go up! Heck, at this rate you might even pull a citation!

Option 3: Doxx him!

How to Look Cool During Zoom Class

Showing the other students you are cool is critical during your first few classes. To assert your dominance, we recommend that you find a seat in the back of the Zoom classroom when you enter. This immediately lets your classmates know you are laid back and

not a try-hard. If there are no available seats in the back, find a spot in the middle of the room, preferably off to the side. DO NOT sit in the front.

How to Receive Credit for Your Advanced Placement Scores (AP)

Dartmouth makes it very easy to use AP scores to place out of certain prerequisite courses. To apply your online AP credits, make sure you check

the online portal on DartHub to ensure that your online tests are listed online. This way you don’t have to retake these subjects online; you already took the online tests, why take them online again? We at Dartmouth want you to make the most of your online experience. We are more than happy to accept online scores from your online AP tests.

CDC-Regulation-Friendly Pong Table

Plenty of room to social distance!

CDC
CENTERS FOR DISEASE CONTROL AND PREVENTION

Order yours today!
(but don't tell anybody)

World Health Organization

zoom premium

smell

touch

Example Syllabus

It helps to familiarize yourself with the structure and content of syllabi before your courses begin. We have provided an example syllabus below from Prof. Esser's Introduction to Studies 001 course offered this fall.

Introduction to Studies 001

**Extremely Tentative* Fall 2020 Syllabus*

Prof. Esser

Department of Beginner Studies

Hall Hall 223 is where class might have been

Contact Information:

Instructor: Prof. Esser (prof.esser@dartmouth.edu)

Web: <https://www.yesiwenttoharvardandyaleandstanford.weebly.com>

Twitter: @prof_esser

Office Hours: schedule an appointment at https://onlyfans.com/prof_esser

Course Description:

How has Studies shaped the human experience? How can we contextualize Studyology in the modern epoch? We will explore all of this and more in Introduction to Studies 001. To introduce students to the study of Introductory Studies, we will read the work of a fuck ton of dead white men and one token dead woman. We will also watch films (this is a lie), follow current events, and explore resources from Rauner (we will do this once). We will, of course, make use of these unique times to discuss the role of the study of Studies in the pandemic.

COVID-19 Notes:

As you know, we are in the midst of a transformative historical moment. COVID-19 has changed both our personal lives as well as the nature of college education. It is my God-given purpose to **accommodate** all of your needs during this stressful time. **HOWEVER:** Lateness of assignments will not be tolerated under any circumstances. I also expect you to come to class whenever listed. You must participate actively regardless of your access to Internet. In turn, I hope you give me the Respect I deserve. I will not respond to any emails sent after my bedtime (7:45 PM EST) and I will not grade any of your assignments until Week 7. In accordance with college policy, you are forbidden from using an NRO for this course and the median is pre-set at a B- (fuck you).

Learning Objectives:

This course has four Learning Objectives:

1. To be boring
2. To bore you
3. The provision of ample boredom
4. I am bored

Course Materials:

All of the readings will be available on our Canvas site except for the ones that will appear on your two midterms and final exam. I expect you to be resourceful and find these readings yourself. Two books are required. The first one, *The Epistemology of Introductions* by Prof. Esser (me), is available on Amazon for \$130.22. The second, *Introducing Studies for Introductory Studies* by Abner Archibald Atkinson, is not available anywhere and I have the only copy in existence. Both of these texts are MANDATORY for class. Not having a copy is inexcusable and punishable by Death.

Grading:

- Attendance and Participation: 10%
- Midterm 1 (easy): 20%
- Midterm 2 (incomprehensible): 20%
- Final Exam (cumulative but only the hard parts): 30%
- Final Essay: 15%
- Agreeing with me: 5%

Academic Integrity:

Students must adhere to the academic integrity rules laid out by Dartmouth (visit: <http://www.dartmouth.edu/judicialaffairs/howtohaveanaffairwithajudge/honor/index.html>). The consequences of breaking our Academic Honor Principle are Unspeakably Horrible. However, as we are online and I have no idea what is happening in the privacy of your own home, these consequences are unenforceable. I **STRONGLY ADVISE** you to **CONSIDER** not cheating (please, I beg you, don't do it). But if you do decide to violate the honor principle please follow these guidelines: 1) you do not talk about Academic Dishonesty Club, 2) you do not talk about Academic Dishonesty Club, 3) someone yells stop, goes limp, taps out, the Academic Dishonesty is over, 4) only two guys to a Academic Dishonesty, 5) one Academic Dishonesty at a time, 6) no shirts, no shoes, 7) Academic Dishonesties will go on as long as they have to, 8) if this is your first night at Academic Dishonesty Club, you have to Academic Dishonesty.

Laptop/Device Policy:

Yes.

Religious Observances:

We will not be observing any religious holidays without their permission. It is rude to stare.

Course Schedule:

Please refer to this section for nightly readings and assignment deadlines.

Week 1: Introductions to Introductory Studies

- Tuesday: Yes, we will go over the syllabus for two hours. Yes, it will be the most fun you ever have in this class.
- Thursday: What is Studies? Spoiler alert: school isn't real.

Week 2: Introductions to Introductory Studies Part 3 and 4

- Tuesday: Skim these readings baby; don't even worry, muah muah love you
- Thursday: Skim these readings too babes; college is so easy!!!!!!!!!!!!!!!

Week 3: Introductions to Intermediate Introductions of Introductory Studies

- Tuesday: Skip class today to "study" for Thursday
- Thursday: **MIDTERM ONE TODAY** – You may be thinking, "This soon into the term? It isn't even halfway over yet? Why the fuck is this called a midterm?" I do not care to answer any of these questions.

Week 4: Conclusions to Intermediate Introductions of Introductory Studies

- Tuesday: i am a chimpanzee chained to a typewriter. they won't let me go because this is not hamlet.
- Thursday: My computer will break and I will blame the students.

Week 5: Introductions to Intermediate Introductory Studies

- Tuesday: Talk about talking about Michel Foucault
- Thursday: Talk about Michel Foucault.

Week 6: Intermediate Intermediate Introductory Studies

- Tuesday: You are expected to have read the entirety of both required books by today. I will not reference this assignment anywhere else.
- Thursday: please, what is a hamlet??? i want to go back to the jungle

Week 7: Conclusions to Intermediate Introductory Studies

- Tuesday: Review session today. We will listen to Geoffrey ask kiss-assy questions for 45 minutes before you smooth-brained cowards grow a pair and intervene.
- Thursday: **MIDTERM TWO TODAY** – Yes, this test is also inexplicably called a midterm despite it being Week 7. Get over it, it's not that interesting.

Week 8: Introductions to Advanced Introductory Studies

- Tuesday: AN UNNECESSARY USE OF BREAK OUT ROOMS TODAY FUCKERS
- Thursday: Class will be cancelled. I have custody over my daughters, Caitlyn and Amber, today. I will take them to the park and then to get ice-cream. Caitlyn likes mint chocolate chip in a cake cone and Amber likes strawberry and chocolate in a waffle cone. I do not love them.
- X-HOUR: You will forget about this class and no one will give you the notes because you are not cool.

Week 9: Conclusions to Advanced Introductory Studies

- Tuesday: To be, or not to be, that is the question:/ Whether 'tis nobler in the mind to suffer / The slings and arrows of outrageous fortune, / Or to take arms against a sea of troubles / And by opposing end them.
- Thursday: me hongrey giv banana

Week 10: Applications of Introductory Studies

- Tuesday: This class is the class you've been waiting all term to have. We finally get to do something useful with this godforsaken, clusterfuck, hellscape of a class. Will it be interesting? No.
- Thursday: **FINAL EXAM TODAY** – Yes, you still have a 5,000 word final paper due during finals period. Why? Bitch, why not.

Residential Life at Dartmouth

Making friends your first couple weeks at Dartmouth isn't always easy, and being isolated in your dorm for a mandatory two-week quarantine doesn't help. That's why we've compiled a list of advice to give you some ideas for how to make friends in your residence hall and put the "social" in social distancing.

How to make the most of "chance" interactions in communal bathrooms

Under normal circumstances, running into someone in the communal bathroom is an unremarkable experience. But being starved of daily human interaction is no normal circumstance. So throw everything you thought you knew about chance interactions in communal bathrooms out the window! Instead of dreading these interactions, start looking forward to them! Hear someone entering the stall next to yours just as you're about to flush? Take an extra minute and ask them how their term's going! It may seem a bit awkward, but who knows? That toilet conversation may be the only in-person interaction you have all week!

How to make the most of "chance" interactions in communal bathrooms

Let's face it: it's not every day that you just so happen to run into someone in your dorm's communal bathroom, making chance interactions rare. That's why "chance" interactions can be a great alternative! Hear footsteps down the hallway outside your room? Are they heading in the direction of your floor's communal bathroom? Do you hear the sound of a shower being turned on? Well don't just sit there — take this opportunity to go to the communal bathroom and have a "chance" interaction with your floormate! Wait for them to exit the shower before engaging in the empty small talk you've been craving, or, if you're feeling extra bold, engage in small talk while they're still in the shower!

How to make the most of "chance" interactions in single stall bathrooms

Unfortunately, not all freshmen are blessed with the gift of a communal bathroom on their floor. Thankfully, there are still plenty of opportunities to have "chance" interactions in your dorm's single stall bathrooms! Depending on your dorm, these bathrooms may be publicly accessible; if not, you may have to find your way into someone else's room to have one of these more intimate interactions. Hear a floormate turning on the shower in a single stall bathroom on your floor? Wait until you hear them close the curtain, then attempt to enter the bathroom. If you are able to enter successfully, congrats! The next step is to make your presence known. Introduce yourself! Ask how their term's going! Ask how their shower's going! Ask if you can use the toilet in the single stall bathroom as they shower, then continue the conversation from there! It may be outside of your comfort zone, but nothing's more uncomfortable than spending two whole weeks by yourself.

Next: How to impersonate a restroom attendant in your dorm's bathrooms

Op-Ed: I do not have to clean my room because no one is coming in anyway.

I have absolutely no desire to make my bed, take my laundry off the floor, or remove a single piece of trash from my bookcase and desk. Why should I? No one will lay eyes upon my filth. No one can make me change my ways. Some people may use a hanging organizer to sort those clothes. I won't. My room's smell is indescribable, because no one can describe it, because no one can come in. Does this room spark joy? Absolutely not.

When we get to winter term, maybe I will vacuum up the salt crystals so I can listen to them crunch. In the meantime, I can leave every piece of trash exactly where I want. Finally, I am free.

6-Foot Penis Man for Hire

I am offering *my services* as a man *endowed* with a **MONSTER SCHLONG** to have *sex* *while* *maintaining* the CDC *recommened* six (6) feet of *social distancing*. If you wish to engage in **sexual intercourse** with *me* and my six-foot-long penis, please *blitz* me at sixfootpenisman.22@Dartmouth.edu

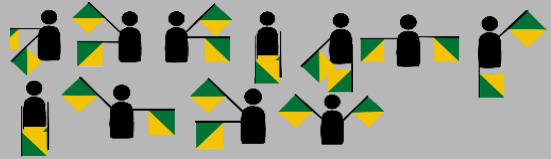


Communicating With Your Floormates Using Semaphore

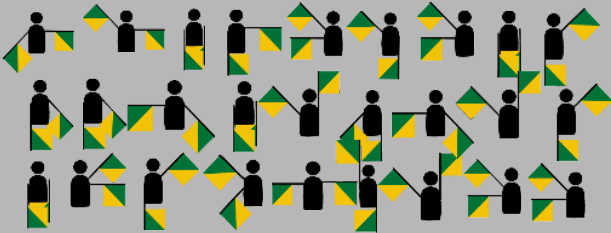
With the college's new, strict social distancing regulations, it is important to approach your daily communications in a way that is safe for both yourself and your peers. The official college policy is to recommend Semaphore, a system of messages sent using the positions of two flags and/or poles to represent the alphabet, as a way to promote safe socially distant interactions. Here are a series of phrases to learn in order to better converse with your floormates.




Hello




How are you?



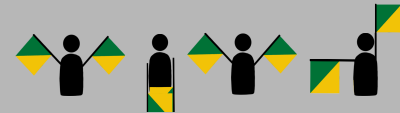
My foco eggs taste weird, too.



Will you sit six feet apart with me on the green?



We have landed on the beach of Normandy.



U up?

Stay tuned for our upcoming guide on Morse Code!

ROOMMATE WANTED

2 Bedrooms, 3 Bathrooms

Looking for a roommate to spend 20F with. Rent is free. Really. I'll pay for your rent. Or I could pay you to live with me. Is that okay? I'm a really good roommate. I can cook, clean. I'll like all your GroupMe messages too. I've also been taking singing lessons so I can sing you lullabies, in case you can't sleep. Not that this place is loud. I'm super quiet. You won't even hear me breathe. Really. If you want I can stop breathing for you. The room is also really spacious. But you can have my room too. And the second bed can sleep standing up out in the yard, like a horse. Or do you want to keep that clean for when your friends are over? The garbage bins are okay for me too. In my experience, they're suprisingly warm. SWEET MERCY IT'S BEEN SO LONG SINCE I'VE TALKED TO SOMEONE! PLEASE ANYONE MY NUMBER IS (858)-722-2930 I DON'T EVEN CARE ABOUT OFFERS SOMEONE JUST PLEASE TALK TO ME. Oh God, why did I type that. I swear I'm a nice guy, really. I didn't make it weird did I? *If I type in chinese do I come across as*

more likable. 为什么我在写中文。我甚至不会说中文。时光流逝我卻孤身一人。 **Kitchen included.**



Eating at Dartmouth

How to not look awkward while eating alone in your dorm

We've all been there: going to a meal without any friends. It's embarrassing, and during your two week quarantine, it's bound to be even harder to find a meal partner. What if someone saw you eating alone in your room?? What if they didn't know it was self-isolation, and just thought you were a total dork??? This is just like your seventh grade field trip when Sydney Nelson and Mikayla Plinsky found you picking at your tuna sandwich alone in the bathroom of Ellis Island. Even though CDC guidelines expressly forbid it, these tips will convince any passerby that you're eating in your dorm with friends.

1. **Close your shades:** this way people can't see you alone with your shame.
2. **Turn off the lights:** If your room is dark enough, maybe people will think you're at an 11 am party and not eating an early lunch.
3. **Intermittently proclaim how glad you are to have company:** Even if no one can see you, someone could still hear your sad, lonely chewing and light sobs. So, between sniffles, say something like "So glad you could share this meal with me." Or "Thank god I'm not eating

alone like a loser!" Be sure these statements are loud enough that someone in another room could hear

4. **Change your voice to imitate a second person sitting across from you:** If your voice is naturally lower, pick a higher voice to exchange small talk with (and vice versa). This way, any passerby outside your door will hear two voices and realize you are certainly not alone, talking to yourself.
5. **Set up a backlight, purchase mannequins of various heights, attach them to strings so they spin, and play loud music:** This way the two burglars that are trying to steal your possessions on Christmas think you have people over. (Most importantly, they think you have friends.)

How to pray to the Lone Pine to cure your scurvy

"O Lone Pine, Tall and Evergreen unbending in the strongest of Winds, protect me from Vitamin C deficiency. I have not eaten a Fruit or Vegetable in months. My body is bruised. My gums are bleeding. I am weak, Merciless to my Fatigue. I crawl to the bathroom, mouth dry and muscles Screaming in Pain. I have a full body Rash. I Beg

you Lone Pine, cure my scurvy. Give me the power of a thousand orange orchards. Oh Pine, please Bless my next food delivery with a pale, Saran-Wrap-covered grapefruit half, whose Sweet Nectar may allow me to make it to the Hall Bathroom without Stars in my eyes. Please Smite the whole of DDS for not giving me Nutrients. Strike them with Lightning if they refuse to give me my Leafy Greens. I will make a Blood Sacrifice if I must. Amen."

How to eat

1. Locate the organic matter that you wish to consume.
2. Locate the opening to your esophagus. It should be on the ventral side of your head, towards the bottom of your face.
3. Locate an eating utensil. A fork, spoon, or fork-spoon hybrid (colloquially referred to as "spork"), are some common choices.
4. Before placing organic matter, take a few practice strokes. Bring the empty fork, spoon, fork-spoon hybrid, or other desired implement from the vessel to your mouth as if there were organic matter on it (but rest assured, there is not any organic matter on it yet).
5. After mastering the proper trajectory, stab or scoop the portion of organic matter containing the combination of flavors you wish to taste first with your implement.
6. Bring the utensil and its cargo to your mouth as rehearsed.
7. Open your mouth and insert the utensil and its cargo.
8. Masticate the food inside of your mouth after removing the now empty utensil. Produce saliva throughout this process to make chewing less cumbersome.
9. Swallow the organic matter-saliva mixture by pushing it to the back of your throat using your tongue (fleshy appendage) and use the muscles in your esophagus to push the food to your stomach.
10. Repeat steps 5-9 until sated.



Easy Quarantine Recipes

Dryer Loaf (Cook Cost \$1.50)

This low-cost game changer will never disappoint. Spongy, flavorful, and particularly-textured, your guests will ask how you made bread in your college dorm. But don't tell them your secret – the CSC Serviceworks Dryer in your basement!

Prep: Start by vigorously rubbing a stick of butter and patting flour along the inside of your dorm's common dryer.

Step 1. Select high heat, bulky, and the longest dry cycle.

Step 2. Next, place the thoroughly kneaded dough into the cavity of the machine.

Step 3. At thirty minutes, stop the dryer and poke your loaf with a toothpick. If sticky dough clings to your toothpick, send 'er spinning again!

Step 4. Once you're done, clean the lint trap for excess flour. You don't want people to think you're inconsiderate.

Step 5. As your dryer loaf spins, prepare the rest of your dinner. Don't be alarmed by the repeated thumping.

Laundry Dinner (Cook Cost \$1.50):

No crockpot, no worries! Use your building's laundry machine to boil your eggs, meats, and vegetables. Add sriracha to the detergent compartment and put your uncooked meal in the center. Select the warmest option and "perm press" with the shortest spin cycle and wait.

Tip 1: If a building manager suggests "please don't do this, I'm paid minimum wage to clean up after all of you," or "what are you doing? We have a kitchen down the hall!" offer them some of your meal and see if that changes their mind.

Tip 2: Make sure there is no remnant detergent or fabric softener. You will die.

Tip 3: Do not cook white meat and dark meat together or the colors may bleed into gray meat. Separate them by load.

Tip 4: If the inside of your steak looks a little too pink, don't worry, it's not undercooked. Someone probably just left a red sock in there.

Tip 5: Enjoy with your dryer loaf :)



Note: This image is not photoshopped, it is from the YouTube a real Russian man who washes loaves of bread. The video can be found here: <https://m.youtube.com/watch?v=RkSJeIisWSY>.

NEW COVID MEAL PLANS

Ivy Flex Plan 20F

- Pre-made meals for delivery or pick up.
- Choose from our selection of: yam, every carbohydrate imaginable (salty or sweet, usually stale), fish(?), something puree, a fruit not local to New Hampshire and therefore a bit tangy, and mashed potatoes with mystery garnish.
- If you have any COVID-like symptoms, please remain in self-quarantine. We will deliver food to you depending on the alignment of the moon, stars, and other celestial bodies. You'll want to review your horoscope to see if you are eligible for food this week.
- Now offering vegetarian, omnivore, and carnivore options.
- Wondering whether we have Gluten free or vegan options? That's nice.
- **\$2,200** (not refundable if term ends after two weeks).

COVID Special

- Requested meals will be delivered after sitting in full sunlight for 72 hours.
- This procedure allows UV rays to sterilize food of any potential viruses.
- Meals only delivered by certified experts in COVID safety (i.e. people with washed hands).
- **\$2,100** – Meals will each cost an additional \$400 to cover the cost of an extra layer of masks/gloves/ novelty DDS gear for food handlers.

Indoor Living Diet

- Each meal comes with an entire sushi-grade raw fish for vitamin D
- 6 oranges for vitamin C
- One bag of popcorn to be popped in your brand-new microwave! (Dartmouth Dining is not responsible for any triggered fire alarms or damage to personal property.)
- Your meal comes with extra place settings to put on your desk and pretend that your friends over Zoom are really there
- Extra water so that you have excuses to run into your floormates on your way to pee.
- **\$2,400** (If you develop scurvy or rickets, full money back guarantee!)

\$0 Economy Meal Plan

- Steal.
- Criminals will be prosecuted.

Healthcare at Dartmouth

How to Get a Perfect Score on the COVID-19 Test

Of the millions who have taken the COVID-19 test, many do well, but earning a perfect score is a feat achieved by few. As a Dartmouth student, you will soon be expected to take this challenging test yourself, which is why we've compiled test taking strategies from experts who have aced the COVID test so that you, too, can earn that perfect score.

Familiarize yourself with the test

Many of you will have taken the COVID-19 test at least once at this point, and many of you may not even know anyone who has taken it. And that's okay! The first step toward acing the COVID test is to know what it entails, which is a 6-inch long nasopharyngeal swab being shoved into each of your nostrils.

Identify your strengths and weaknesses

Now, think about the skills required to do well on the COVID test. Which skills do you already have, and which

could you improve upon? For example, maybe you're really good at tilting your head back, but having a 6-inch long nasopharyngeal swab shoved into your nostrils is something you need to work on.

Practice, practice, practice

Strategizing is one thing, but in order to truly ensure that you get a perfect score on the COVID test, you need to practice. Before taking the test, try shoving a 6-inch long nasopharyngeal swab into each of your nostrils. If you don't have your own 6-inch long nasopharyngeal swab, that's okay! Instead, try taping two or three regular-sized cotton swabs together and shove that into each of your nostrils. Once the swab is deep in your nasal cavity and has reached the nasopharynx, try rotating the swab for an extra challenge! That should give you a chance to put your skills to the test and a good idea of what to expect during the actual COVID test.

Remember, if all else fails, you can always pay someone else to take the test for you.

Helpful Venn Diagram



About Dartmouth's Health Services

The Dartmouth College Health Service believes yond valorous health is an aspect integral of thy collegiate experience. We art hither to provide medicinal care that is the finest and most mod'rn in The Kingdom. Our staff wilt oblige thy health-did relate needeth, or, in the nonce yond we cannot provide adequate service, refer thee to other apothecaries, community providers, and services. For urgent medical attention, thou can findeth care at Ye Olde DHMC Emergency Department.

We provide the following services at Dick's House:

- Bloodletting by European leech, *Hirudo medicinalis*
- Herbal remedies for the four humors
- Prayer
- Shame
- Trepanation, the act of boring a hole into the afflicted's headeth to release evil spirits
- Goblet of mercury
- Band Aids
- Animal dung ointments
- Bubo draining
- Flogging
- Scapegoating
- COVID-19 Testing

We art located at the North end of campus near Occum Pond on Maynard Street.

How to Apologize for Clearing Your Throat

You were in a common area. You lost yourself for a moment: you cleared your throat. Now everyone's looking at you. Here are five scripts to follow to avoid any social faux pas.

SCENARIO 1: Denial

You: *ahem*

Everyone: HOLY SHIT

You: I didn't cough.

Pick a member of the group to point to.

You: You coughed.

Everyone: No? You did.

You: Whoever smelt it dealt it.

Hope for the best.

Fade to black.

Roll credits.

SCENARIO 2: Anger

You: ~ahem~

Everyone: HOLY SHIT

Scream.

Kick trash can to cover escape.

Spit in each person's mouth. When in two weeks they have not developed COVID-19 onset by SARS-COV-2, then they'll know. Only then shall you reap your sow.

Fade to black.

Roll credits.

SCENARIO 3: Bargaining

You: *AhEm*

Everyone: HOLY SHIT

You: No, no, I'm not sick.

Everyone: GET THE FUCK AWAY

You: No, I was just clearing my throat, I swear to god I'm clean.

Blow your nose and show them that your snot is clear.

Hold it close to their faces and lick it to assure them that it does not taste like COVID-19.

You: See? Tastes like allergies.

Everyone: Dude, what the FUCK is happening.

SEXY Fishnet Facemasks

Release your inner 1850s village widow

Also available in lace and ribbed for her

SCENARIO 5: Acceptance

You: ~~ahem~~

Everyone: HOLY SHIT

You: O.K. everyone be calm. I was merely clearing my throat, for my beverage went down the wrong pipe. But rest assured, I do not have the novel Coronavirus. I was tested yesterday, in accordance with the College's public health guidelines. My results were negative.

Everyone: Thank you for acknowledging our feelings. You're right, we're all overly cautious as we try to act responsibly and take care of our communities.
Fade to black.
Roll credits.

SCENARIO 4:

Depression

You: əhɪŋ

Everyone: HOLY SHIT

You: Yeah, guys.

Everyone: GET THE FUCK AWAY.

You: I'm no good. I can't even swallow correctly. I'm lucky I even managed to cough correctly. I should go home. Because you all hate me.

Everyone: You should go home. We all hate you.

Fade to black.

Roll credits.

Pornhub

For when time flows like cold maple syrup

Social Life at Dartmouth

How to make out, mask on

Begin by squaring up against your partner, shoulder to shoulder. Look into their eyes, then look at where their mouth might be beneath their mask, then back at the eyes. Bite your lip. Tell your partner that you are biting your lip. Continue eye contact for a second, then slowly let your eyes flutter shut as you lean in. Blind, as your eyes are customarily closed, use your other senses like smell, hearing, touch, and taste to determine where their lips might be under their mask. Pro tip: Use your hands if you need to! They won't mind ;). Once you locate their lips, alternate pressing your own mask against theirs with great force and vigorously licking the inside of your own mask. Continue until completion.

How to have good sex in the COVID era

1. Obtain enthusiastic consent.
2. Foreplay: more is better. The vagina expands up to 200%!
3. Stimulate the clitoris, a large and sensitive organ located above the urethra, along the outer lips of the vulva, and along the inside of the vaginal canal at the so-called "g-spot."
4. Check in with your partner as you go. It's not awkward unless you make it awkward!

How to drink alone

Dartmouth's infamous drinking culture is driven largely by implicit social pressure. Without other people, peers and upperclassmen alike, to make you feel like you need to drink to fit in, please allow this blurb to inspire you instead: *You are in a crowded basement. It's late in your freshmen fall and the frat ban has just ended. Everyone around you is holding a clear plastic cup full of a yellowy liquid. You don't have one. How does it feel to be so lame that you can't even enjoy a beer out with your friends? Just have one, Jacob, oh my God. It's one cup, not even a full can; just grab one from the bar. Do you even want to be here? Do you even want to be friends with us? It is just a beer, Jacob.*

How to become the alpha of your eight person isolation pod

In studies of freshmen isolation pods, the highest ranking individual is designated as the alpha. Other freshmen in the same group may exhibit deference or other species-specific subordinate behavior towards the alpha. Alpha freshmen usually gain preferential access to contraband food and other desirable items or activities, such as alcohol, textbooks, and human connection. Alphas may gain preferential access to sex or mates; in some pods, only alphas or an alpha pair can attempt to reproduce. Alphas may achieve their status by superior physical strength, aggression, Instagram following, or through building alliances within the group, usually against the most annoying little fucker there. The individual with alpha status sometimes changes, often through a fight between the dominant and a subordinate freshmen. These fights are often to the death, depending on the freshman.

Wholesome Dartmouth traditions that are celibate, sober, and legal:

- 1.
- 2.
- 3.
- 4.
- 5.



The '24s in the Fays Are Having More Fun Than You

Traditional Freshman party dorms like the Fayerweather cluster are banned from having their historic frat-ban dorm-ragers this fall, but do not worry; they are still cooler and better than your garbage dorm. No, there is no partying, and no, there is no other tangible advantage of their randomly assigned dorms, but every single Fays resident is still managing to have a slightly better life than you. I, the upperclassman writing this, can promise that is definitely not just in your head.

I feel bad for you, but it's your right to know that in all aspects, the residents of the Fays will have a superior college experience by an almost unnoticeably small margin.

Jeremy Wharton in Mid-Fay 306, is in GOVT 5 with you, but his randomly assigned breakout room only lags 3 times per class period on average compared to your average of 3.5. When Lila Gomez of South-Fay goes for her daily solo walk, she gets about 21 minutes of sunshine, while your arbitrarily chosen walks receive an average of only 17 minutes of fair weather. Justin Qi of North Fay reported to the '24 groupme just now that not only was his dinner delivered with a small, free bag of marijuana, but also that the DDS worker who gave it to him winked at him and said that he was rooting for him. This cannot possibly be a coincidence.

Three years and \$120,000 of your hardworking parents' life savings from now, take comfort knowing that all of your failings, socially, romantically, and academically, are because you were randomly assigned to Wheeler. That's definitely it. It's not you. Right?

DARTMOUTH



Dartmouth College Jack-O-Lantern

Formerly Robinson Basement
Nineth Circle of Hell
Hangover, NH 03755

Until we can laugh with you in person, please visit us
online at <https://sites.dartmouth.edu/jacko/>

Email us at Jack-O-Lantern@dartmouth.edu for more
information!

Instagram: @dartmouthjacko

Twitter: @DartmouthJacko

Facebook: Dartmouth Jack-O-Lantern | @DartmouthJacko

YouTube: DartmouthJacko

Questions?

Contact Our Staff

Olivia Gresham

Dean of SexJacko

Samantha Locke

Dean of PoliticalJacko

Izzy Calihan

Dean of SelloutJacko

Blake Danziger

Dean of DumbJacko

Hayley Piper

Dean of AbsurdistJacko

Grant Anapolle

*Former Chair of Freckles
Current Chair of Glasses and Freckles*

Nicholas Sugiarto

*Chair of Background Piano and Small Child
Assistant Chair of Graphic Design is My Passion*

Julia King

*Chair of Diggin' Up Bones
Czar of InDesign*